



ARIZONA SCIENCE CENTER

# FIELD TRIP PACKET







---

## POLICIES

---

BEFORE READING THROUGH THE REST OF THIS PACKET, PLEASE REVIEW OUR FIELD TRIP POLICIES BELOW.

### **5:1 Policy**

Group Reservations has a policy that requires one adult for every five students (ages 3-17).

### **Payment**

1. Payment is due no later than five (5) days before the visit. Arizona Science Center accepts all types of payment (purchase orders, cash, credit/debit cards and checks).
2. Any reductions to the reservation within five (5) days before your visit cannot be refunded or credited. Any additions are subject to availability.
3. Any additional Guests paying day-of will be charged the price of \$29.95 per adult and \$23.95 for children for the all-inclusive ticket or \$22.95 per adult and \$16.95 per children for the school general admission ticket.
4. Any other Arizona Science Center discounts (Museums for All, Blue Star, ESA, Arizona Science Center memberships, etc.) cannot not be combined with group admission.
5. Payment must be made in one transaction. We accept multiple forms of payment (purchase orders, cash, credit/debit cards and checks), but all payments must be in one transaction.

## Title I

For Title I grant funding, all educators must complete our Focused Field Trip Orientation prior to the field trip. If the training is not completed, the group will be charged the group rates of \$14.95 for educators/adults and \$11.95 for students/children.

## Reservations

Reservations must be made at least three weeks in advance for CREATE field trips/Science on Wheels workshops and two weeks in advance for Arizona Science Center field trips. Any group that arrives at the Science Center without prior confirmation will pay full price and will not receive group rates. Field trip/Group requests will be confirmed within 72 hours. Submitting a request form does not constitute a booking. Guests will receive an email with the order number and reservation details once it is confirmed. Any dates and add-ons are subject to availability.

## Contact Information

Phone - 602.716.2000 Ext. 244 | Email - Groups@AzScience.Org

---

## GROUP RATES

Pricing effective 12/17/24

### Group Admission (All-inclusive)

Educators and Adults | \$20.95

Students and Children | \$15.95

#### ***Irene P. Flinn Giant Screen Theater***

*Included for all guests*

#### ***Featured Exhibition***

*Included for all guests*

#### ***MiniShop Experience***

*Included for all guests*

---

### Group Admission (General Admission)

Educators and Adults | \$14.95

Students and Children | \$11.95

#### ***Irene P. Flinn Giant Screen Theater***

*Educators and Adults | \$8*

*Students and Children | \$8*

#### ***Featured Exhibition***

*Educators and Adults | \$0*

*Students and Children | \$0*

#### ***MiniShop Experience***

*Educators and Adults | \$8*

*Students and Children | \$8*

---

### Group Admission (Title I)

Educators and Adults | \$0

Students and Children | \$0

#### ***Irene P. Flinn Giant Screen Theater***

*Educators and Adults | \$8*

*Students and Children | \$8*

#### ***Featured Exhibition***

*Educators and Adults | \$0*

*Students and Children | \$0*

#### ***MiniShop Experience***

*Educators and Adults | \$8*

*Students and Children | \$8*



---

## ARRIVAL

---

### **Parking for Cars and Small Vehicles**

Cars and vehicles under 6 feet must park at the Heritage & Science Park Garage located on the corner of 5th St and Monroe. Once the vehicle is parked, Guests can bring their parking ticket inside the Science Center for validation to receive a discounted rate. Validation can be done upon check-in or on your way out of the Science Center. Please note, the time stamp begins when the ticket is printed in the Garage. Validation machines are located in the lobby at the General Admission Zone and as you enter the main entrance to Arizona Science Center.

### **Parking for Oversized Vehicles and Buses**

Oversized vehicles and buses must use Heritage & Science Park for guest pick-up and drop-off. Groups using vehicles that measure over 6 feet in length must park at the Convention Center Parking Garage after they have checked in. The Convention Center Parking Garage is located on the corner of 7th St and Washington.

Parking fees (\$8 per parking pass) will be applied if either the group leader or the bus driver takes a white pass from an Arizona Science Center Team Member assisting with unloading. We will confirm the number of passes the bus drivers took with the group leader upon check-in.

For both arrivals and departures, an Arizona Science Center Team Member who will open the gate on 5th St and Monroe will greet your buses for you. During arrivals, they will ask for your group name (not the district), if you'll need parking passes and what time the buses will be coming back for pick-up. A Team Member will also finalize the number of children and/or adults in the group.

We ask the group to not unload until the bus is closer to the entrance of the Science Center. However, on high volume days, an Arizona Science Center Team Member will instruct the drivers otherwise.

**If payment has been received by the time of arrival,** another Team Member will greet the bus presenting parking passes if needed, give stickers out to the group leader which EVERYONE will wear (children and adults) and then instruct the group to enter the Center once all stickers are placed somewhere visible.







# ARRIVAL

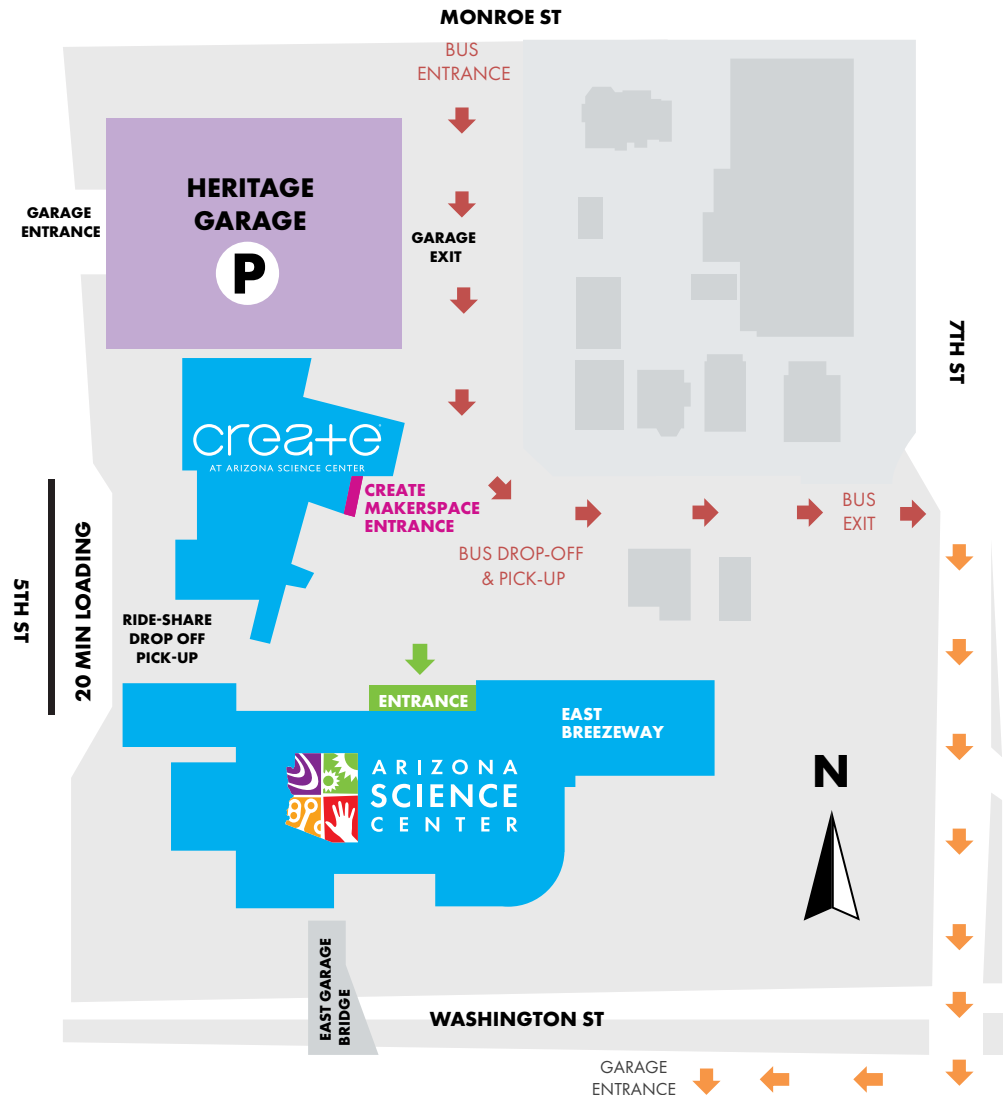
**If payment has NOT been received by the time of arrival,** we will ask the students and adults to stay inside the bus while the group leader takes care of payment inside the Center. Once payment is received, stickers will be given to the group leader and they will be able to enter. The bus drivers will then go to the exit gate and a Team Member will open the gate. If the bus is parking in the Convention Center Parking Garage, make a right onto 7th St and another right onto Washington. The Garage is on the left. Please see the map attached at the end of the guide for visual directions.

## Check-In

Guests must check in inside the Science Center. While there will be Arizona Science Center Team Member(s) greeting you upon arrival, please wait to check in until you enter the Center and locate the Midfirst Bank School Zone in the lobby, directly to the left of the main general admission zone. Stickers will be provided for everyone (children and adults) at the School Zone.

### HERITAGE SQUARE BUS DROP OFF

-  Bus Drop Off Route: Turn into gated entrance off of Monroe Street, follow road through Heritage Square, and exit through gates onto 7th Street
-  Entrance: Walking path to main entrance.
-  Convention Center Parking: If bus parking passes have been purchased, buses can exit Heritage Square and turn right onto 7th Street, then turn right onto Washington Street, and left into the Convention Center Parking Garage.
-  Entrance: CREATE Makerspace entrance to building



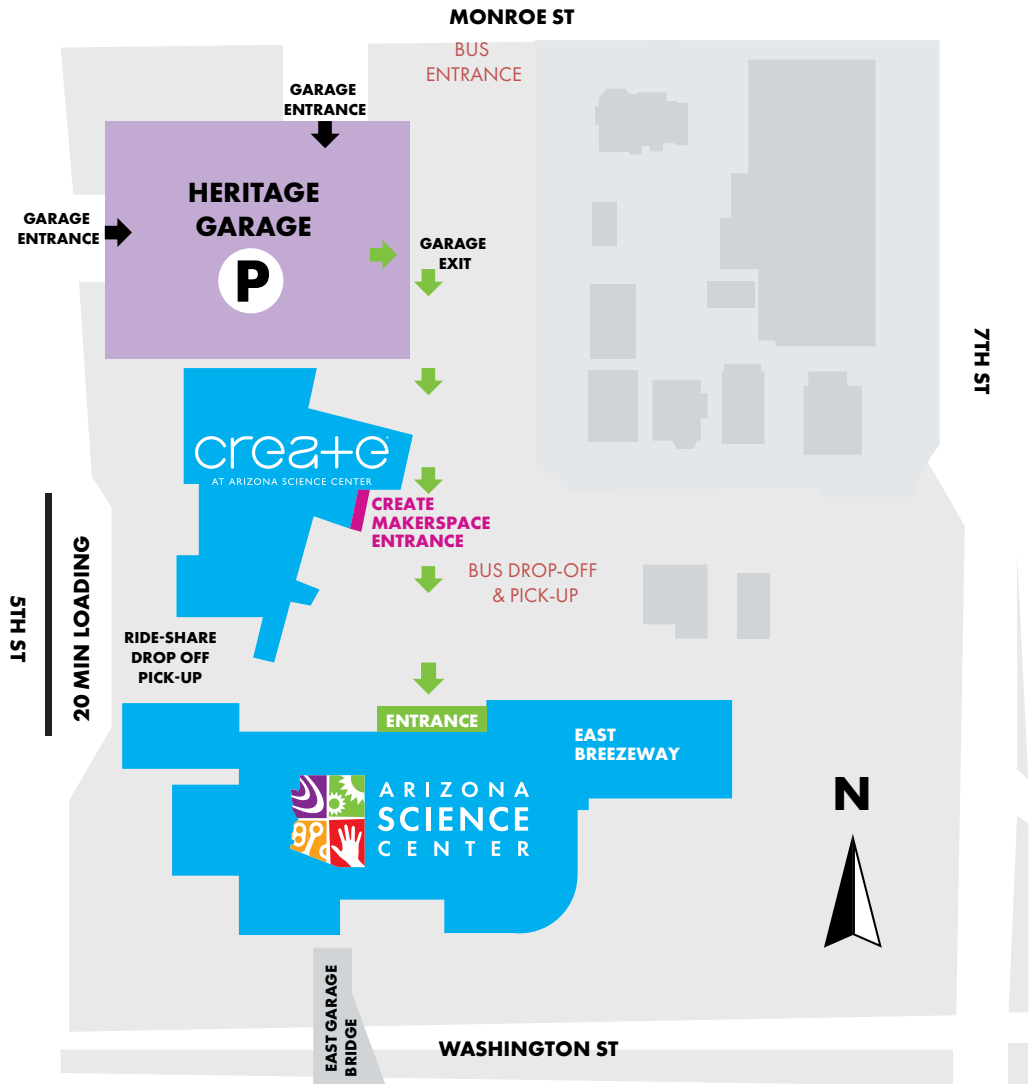
## HERITAGE SQUARE Parking

Guest Parking: Please park in the Heritage Parking Garage located on the Southeast corner of 5th street and Monroe. Please take your parking ticket into the event for validation to reduce the price of parking. Make your way to the Arizona Science Center entrance.

Entrance: Walking path to main entrance.

Validation prices listed below.

0-1 hour	FREE
1-2 hours	\$1
2-3 hours	\$3
3-4 hours	\$5
4+ hours	\$8





---

## EXPECTATIONS THROUGHOUT YOUR VISIT

---

**The following apply to educators, chaperones and students/children:**

1. Help us keep Arizona Science Center safe and enjoyable by using walking feet indoors
2. Children should stay close to their chaperones for a safe and memorable experience.
3. Please enjoy food and drinks in designated areas to keep exhibits clean and ready for all guests.
4. Let's keep the atmosphere friendly by using positive and respectful language.
5. Kindly respect the exhibits, staff and other guests to help maintain a great experience for all!

### **Lunch**

Please designate chaperones to assist with unloading and storing lunches in the yellow lunchroom in the lobby. Please be prepared to transport lunches from the bus to the lunchroom and back once it's time to depart. Assistance may be requested. Storing lunches in large containers or coolers to make unloading and storage easier is recommended. Make sure to label all containers with the school name.

Whether you have a lunchroom reservation or an outdoor lunch, we will always have a spot to store your lunches inside for your group.

There is a schedule of lunchroom reservations posted at the orange School Zone Desk. The lunchroom is only available to those who have reserved 30-minute time slot(s) in advance. While Arizona Science Center Team Members will do their best to reserve your group a spot at check-in, it is not guaranteed. Outdoor lunch spots are always available.

The MarketCafe is open daily from 10:30 a.m. to 4:00 p.m. Enjoy freshly brewed coffee, artisan sandwiches, and delicious pastries. Our menu also includes a variety of salads, soups, and light snacks, all made with locally sourced ingredients, thanks to our partner, M Culinary Concepts.

*\*Note: Fridges and microwaves are not available in the lunchroom.*



---

## DEPARTURES

---

Have your group meet in the lobby 10 minutes prior to your scheduled departure time. Please conduct final head counts and collect your lunches and personal belongings.

**Please make your drivers aware of the following:**

Arizona Science Center Team Members will not allow vehicles to enter Heritage Square more than 15 minutes prior to your expected pick up time. If a bus or van waits more than 15 minutes, they will be asked to exit and re-enter the park in order to keep the flow of traffic and timely departures for other groups.

A Team Member will let buses in and out of the park for safety reasons. During high volume days, buses will be asked to circle around the block if there is no bus room inside the gates. Bus drivers are required to abide by instructions because they cannot sit on Monroe St and block traffic by Phoenix law. Buses cannot load on 5th St unless otherwise stated by a Team Member. Children are to stay inside Heritage Park until they are safely on the bus and ready to return back to school.

If you or your bus drivers fail to abide by these guidelines, that could be grounds for not being able to return for another field trip.





---

## WORKSHOP ADD-ON PRICING

---

### Discovery Depot by Science on Wheels and CREATE Field Trips

#### GRADE 1: INSECTARIUM

Up to 30 participants | 40-45 minutes | \$7 per participant

*-Discover characteristics of insects as you observe live critters and build a terrarium for your classroom!*

#### GRADE 2: CHEMYSTERIES

Up to 30 participants | 40-45 minutes | \$7 per participant

*-Investigate properties of solids, liquids and gasses and explore the mysterious changes that occur when chemicals are combined!*

#### GRADE 3: SOLAR SCIENCE

Up to 30 participants | 40-45 minutes | \$7 per participant

*-Explore the star that provides light, heat and energy by safely observing the sun with solar viewers and creating a project to harness its power!*

#### GRADE 4: CHARGED UP

Up to 30 participants | 40-45 minutes | \$7 per participant

*-Discover basic principles of electricity through the use of a Van de Graaff generator and hands-on challenges using insulators, conductors, and circuits!*

#### GRADES 4-7: SQUID DISSECTION

Up to 30 participants | 40-45 minutes | \$9 per participant

*-Work in small groups to learn proper dissection techniques and etiquette to explore the anatomy of real squid specimens!*

#### GRADE 5: INCREDIBLE INVENTIONS

Up to 30 participants | 40-45 minutes | \$7 per participant

*-Learn about simple machines, forces and the engineering design process as your team works together to build a ramp that will slow down a ball as it rolls to the end.*

#### GRADE 6: ROLLER COASTERS

Up to 30 participants | 40-45 minutes | \$7 per participant

*-Explore the concepts of gravity, motion and energy while completing roller coaster design challenges.*

#### GRADE 7: COW EYE DISSECTION

Up to 30 participants | 40-45 minutes | \$7 per participant

*-Work in small groups to learn proper dissection techniques and etiquette to explore the anatomy of real cow eyeball specimens!*

#### GRADE 8: TIME FOR A CHANGE - ENERGY CONVERSION

Up to 30 participants | 40-45 minutes | \$7 per participant

*-Learn basic principles of how energy is converted from one form to another and then assume the role of a power plant engineer to design and build a lighting system for a small school.*

## WORKSHOP ADD-ON PRICING

### Discovery Depot by Science on Wheels and CREATE Field Trips

#### GRADES 1-7+: LIFT OFF WITH PAPER ROCKETS

Up to 30 participants | 40-45 minutes | \$7 per participant

*-Discover characteristics of insects as you observe live critters and build a terrarium for your classroom!*

#### GRADES 1-7+: IMAGINE IT! WITH SCRIBBLING BOTS

Up to 30 participants | 40-45 minutes | \$7 per participant

*-Investigate properties of solids, liquids and gasses and explore the mysterious changes that occur when chemicals are combined!*

#### GRADES 3-7+: LEDESIGN

Up to 30 participants | 40-45 minutes | \$7 per participant

*-Explore the star that provides light, heat and energy by safely observing the sun with solar viewers and creating a project to harness its power!*

#### GRADES 5-7+: BALLOON CARS

Up to 30 participants | 1.5 Hours | \$8 per participant

*-Students will learn how to assemble an air-powered car! This program focuses on real-world problems, math and mechanical engineering.*





---

## BAGS AND BACKPACKS

---

### **Are backpacks and bags allowed inside Arizona Science Center?**

Although we encourage chaperones and teachers to leave their bags and backpacks in the school bus/vans you are able to bring in backpacks inside.

### **Are water bottles allowed inside Arizona Science Center?**

Yes, we encourage guests to bring in their own reusable water bottles. We have water filling stations and fountains throughout Arizona Science Center.

### **What accessibility services do you offer?**

Arizona Science Center has wheelchairs available for loan.

1. Wheelchair rentals are available at the Information Zone desk on Level 1 of Arizona Science Center's main building and at CREATE's front desk. Rentals are provided free of charge but require a current form of identification, such as a driver's license, which will be held at the Information Zone until you return the rental wheelchair.
2. Guests are welcome to bring their own wheelchairs or mobility scooters.
3. Admission is free for working Personal Care Attendants when they are visiting with a client.
4. Sign language interpreters can be arranged with one week's notice. Call 602.716.2000.
5. Many exhibits are hands-on or have hands-on components.
6. Many exhibits have open or closed captioning.
7. Sensory Backpacks are available for guests to borrow at no cost on a first-come, first-served basis. Included in each kit are items to fidget, stress ball, and noise-minimizing headphones. All you need is a photo ID!

## **Know Before you Go**

### **If my group is running late or arriving early, how can I contact Arizona Science Center?**

You can call us at **602.716.2000 Ext. 244** or email us at **Groups@AzScience.org**

### **What time do you open for groups?**

We welcome groups as early as 9 a.m. Monday to Friday.

### **What should I wear?**

We suggest wearing closed-toe shoes and comfortable clothing. The majority of our exhibits are inside the facility but we have a few exhibits that are outside. No heelys or roller shoes in the facility.

### **Is there any food available for purchase?**

Located in the lobby, the MarketCafe is open daily from 10:30 a.m. to 4:00 p.m. Enjoy freshly brewed coffee, artisan sandwiches, and delicious pastries. Our menu also includes a variety of salads, soups, and light snacks, all made with locally sourced ingredients, thanks to our partner, M Culinary Concepts.

---

## PAYMENT

---

### **How can I send over the purchase order for my group reservation?**

All purchase orders can be sent to the [Groups@AzScience.Org](mailto:Groups@AzScience.Org) email

### **If I am a chaperone joining a group and I haven't paid for my ticket will I be able to pay at the door?**

We advise all chaperones to purchase their general admission ticket online ahead of time to save time during check in. A Team Member will be available inside to help you purchase your general admission ticket in person!

### **What should I bring on the day of my field trip?**

When you arrive, be prepared with a headcount of students, chaperones and teachers. During check in we will ask for your headcount and your estimated departure time.

